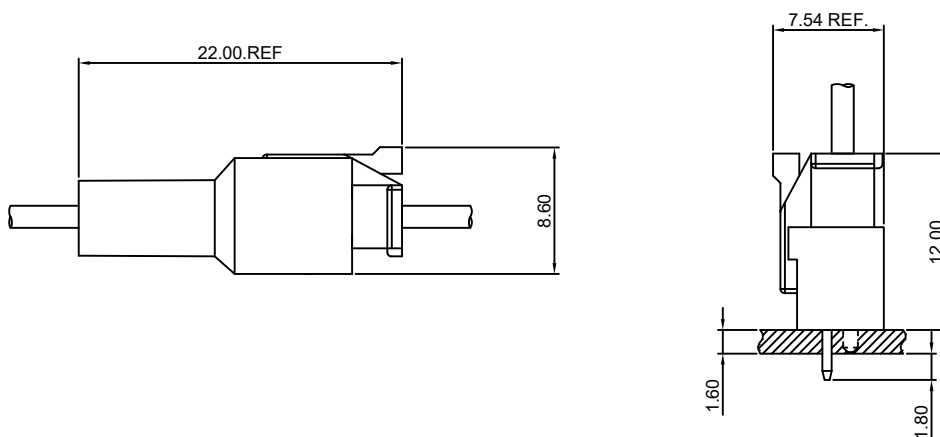


Specifications

- Current rating: 3A AC, DC
- Voltage rating: 250V AC, DC
- Temperature range: -25°C ~ +85°C
- Contact resistance: 10mΩ Max.
- Insulation resistance: 1000MΩ Min.
- Withstanding voltage: 1000V AC/minute
- *Compliant with RoHS and REACH*
- *Meet the HF/Halogen Free, need to customize*
- *Contact HDGC for details*

Assembly layout





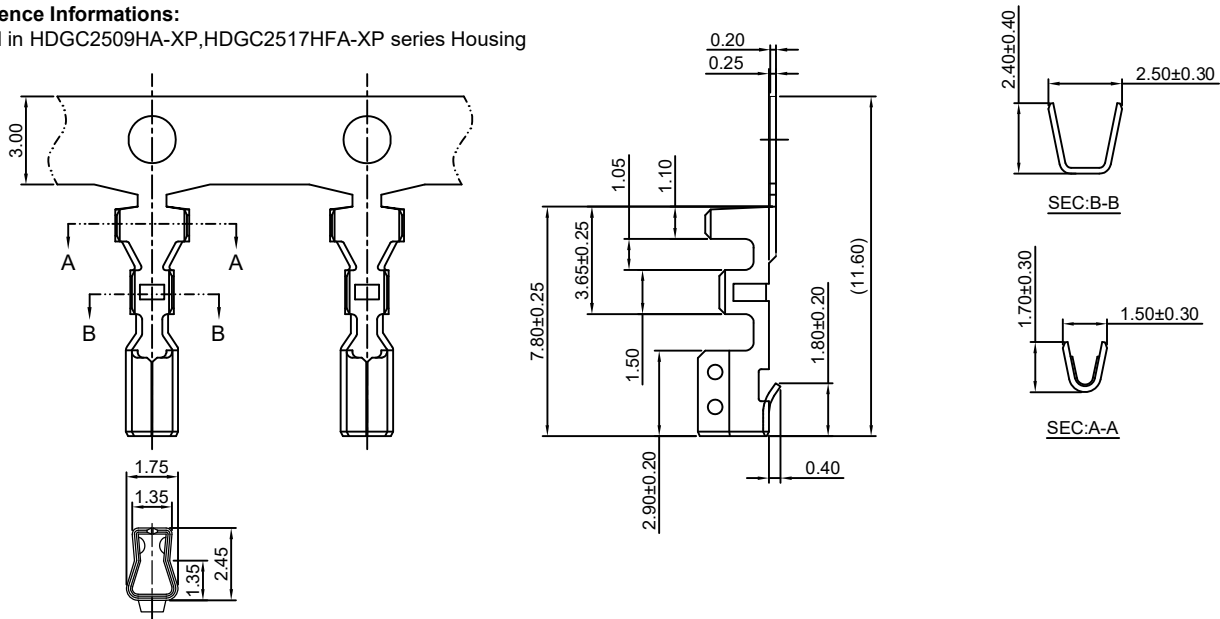
HDGC2509 Series 2.50mm (.098") Pitch Wire to Board and Wire to Wire Connector

HDGC2509-T-A

2.50mm Pitch Crimp Terminal

Reference Informations:

*Used in HDGC2509HA-XP, HDGC2517HFA-XP series Housing



Ordering information & Specifications:

Unit:mm

Part NO.	Wire Range	Insulation O.D.	Material	Finish	Qty/reel
HDGC2509-TP-A	AWG#22-#28	1.90mm(max)	Phosphor Bronze	Tin over Nickel	7,000 PCS
HDGC2509-GP-A	AWG#22-#28	1.90mm(max)	Phosphor Bronze	Gold over Nickel	7,000 PCS

Optional Gold plating available but MOQ requested

HDGC2509HA-XP

2.50mm Pitch Housing

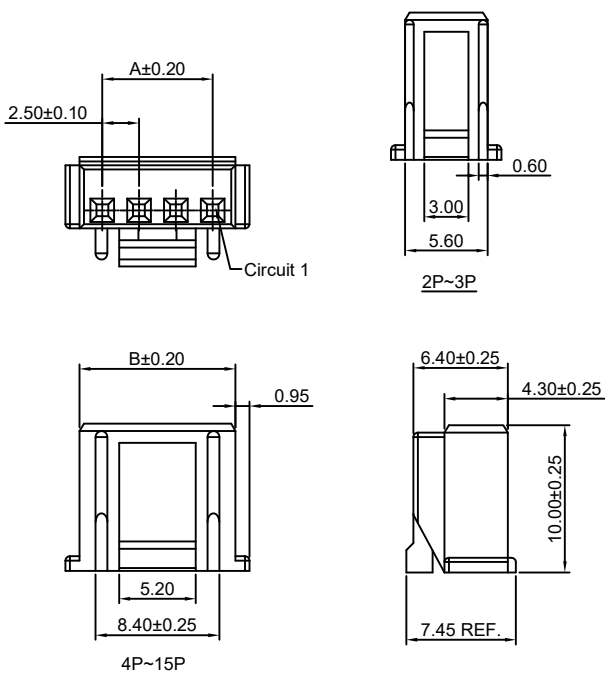
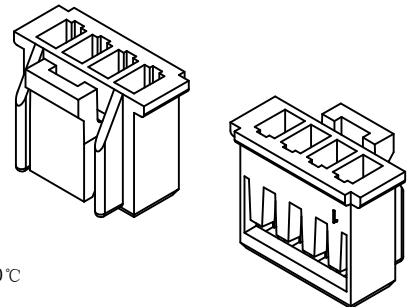
Reference Informations:

*Material:Nylon 66 ,UL94V-0

*Suitable HDGC2509-T-A series Terminal

*Mates with HDGC2509HM-XP series Housing or HDGC2509WV(-F)-XP series Wafer

*Color:White



Ordering Information:

HDGC2509HA-XP - *** - **
1 2 3

- Part No.
- Material:
(blank):Nylon 66,UL94V-0
GWT:Nylon 66,UL94V-0,GWT 750 °C
- Color:
(Blank):Natural
RD:Red
YL:Yellow
BL:Blue

Ordering Information & Dimensions:

PART NO.	Dimensions	
	A	B
2P	2.50	5.60
3P	5.00	8.10
4P	7.50	10.60
5P	10.00	13.10
6P	12.50	15.60
7P	15.00	18.10
8P	17.50	20.60
9P	20.00	23.10
10P	22.50	25.60
11P	25.00	28.10
12P	27.50	30.60
13P	30.00	33.10
14P	32.50	35.60
15P	35.00	38.10

Unit: mm



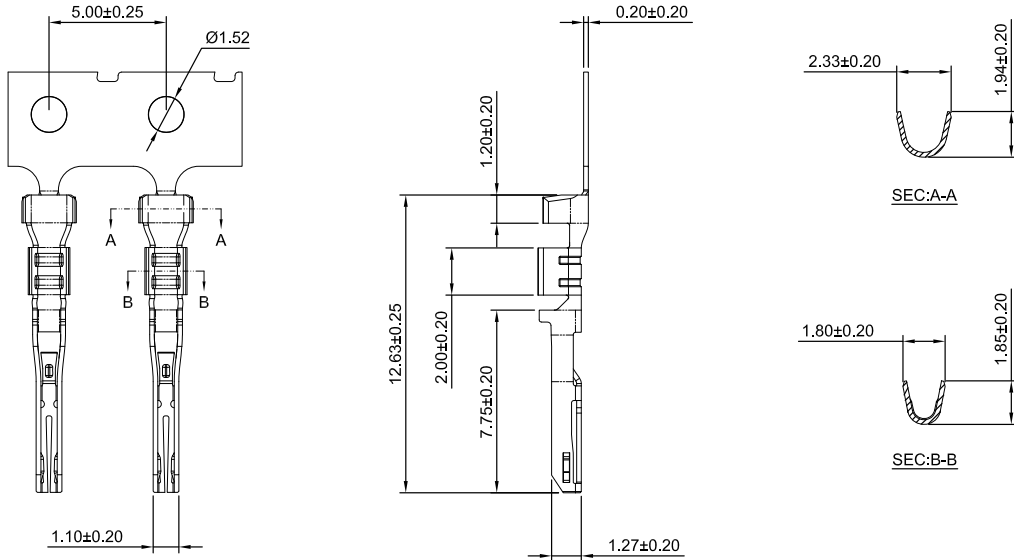
HDGC2509 Series 2.50mm (.098") Pitch Wire to Board and Wire to Wire Connector

HDGC2509-T-B

2.50mm Pitch Crimp Terminal

Reference Informations:

*Used in HDGC2509HFA-XP, HFA-2xXP series Housing



Ordering information & Specifications:

Unit:mm

Part NO.	Wire Range	Insulation O.D.	Material	Finish	Qty/reel
HDGC2509-TP-B	AWG#20-#22	1.60mm(max)	Phosphor Bronze	Tin over Nickel	15,000 PCS
HDGC2509-GP-B	AWG#20-#22	1.60mm(max)	Phosphor Bronze	Gold over Nickel	15,000 PCS

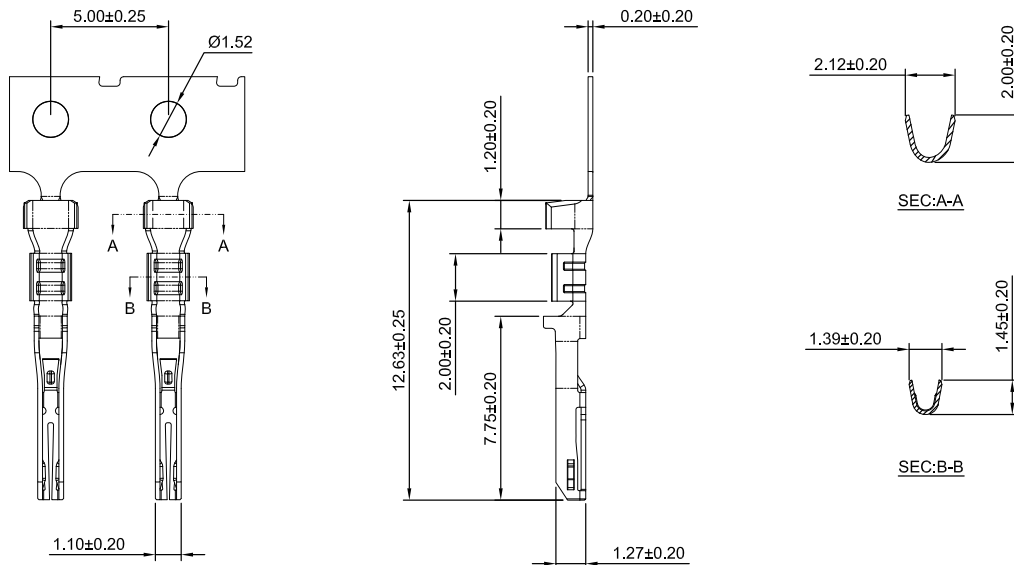
Optional Gold plating available but MOQ requested

HDGC2509-T-B-L

2.50mm Pitch Crimp Terminal

Reference Informations:

*Used in HDGC2509HFA-XP, HFA-2xXP series Housing



Ordering information & Specifications:

Unit:mm

Part NO.	Wire Range	Insulation O.D.	Material	Finish	Qty/reel
HDGC2509-TP-B-L	AWG#24-#26	1.30mm(max)	Phosphor Bronze	Tin over Nickel	15,000 PCS
HDGC2509-GP-B-L	AWG#24-#26	1.30mm(max)	Phosphor Bronze	Gold over Nickel	15,000 PCS

Optional Gold plating available but MOQ requested



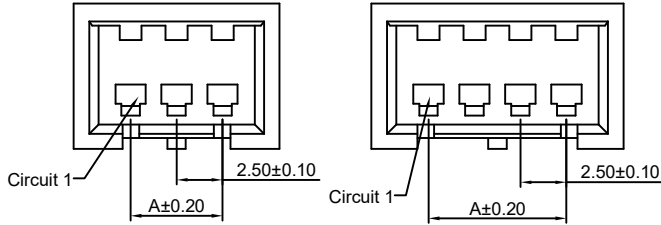
HDGC2509 Series 2.50mm (.098") Pitch Wire to Board and Wire to Wire Connector

HDGC2509HM-XP

2.50mm Pitch Housing

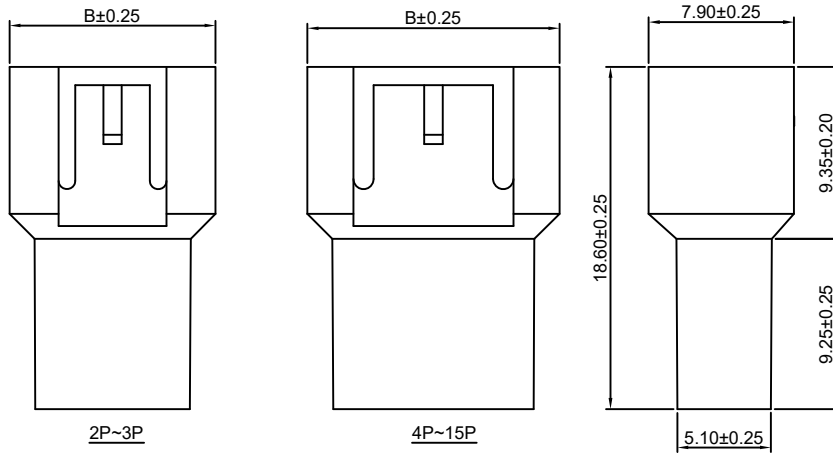
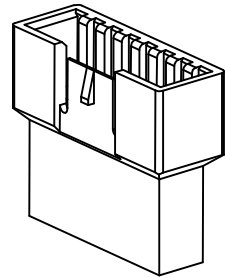
Reference Informations:

- *Material:Nylon 66 ,UL94V-0
- *Suitable HDGC2501M-T series Terminal
- *Mates with HDGC2509HA-XP series Housing
- *Color:White



Ordering Information:
HDGC2509HM-XP - ***
1 2

- 1.Part No.
- 2.Material:
(Blank):Nylon 66,UL94V-0
GWT:Nylon 66,UL94V-0,GWT 750 °C



Ordering Information & Dimensions:

PART NO.	Dimensions	
	A	B
2P	2.50	8.70
3P	5.00	11.20
4P	7.50	13.70
5P	10.00	16.20
6P	12.50	18.70
7P	15.00	21.20
8P	17.50	23.70
9P	20.00	26.20
10P	22.50	28.70
11P	25.00	31.20
12P	27.50	33.70
13P	30.00	36.20
14P	32.50	38.70
15P	35.00	41.20

Unit: mm

HDGC2509WV(-F)-XP

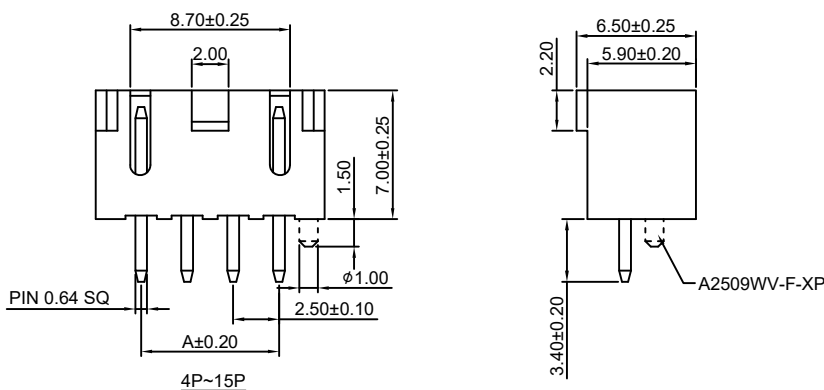
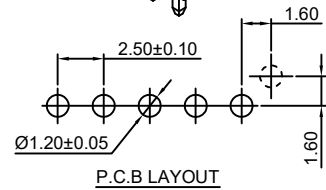
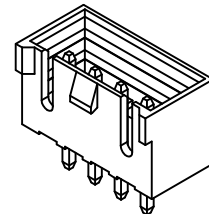
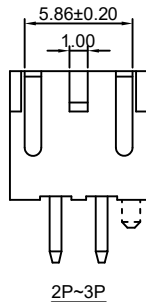
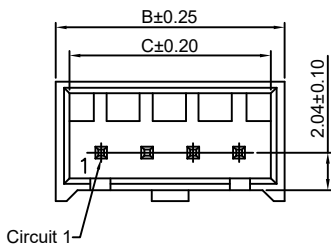
2.50mm Pitch 180° Wafer

Reference Informations:

- *Material:Pin: Brass/Tin over Nickel
Insulator: Nylon 66+20%GF,UL94V-0
- *Mates with HDGC2509HA-XP series Housing
- *Color:White

Ordering Information:
HDGC2509WV(-F)-XP - *** - ** - **
1 2 3 4

- 1.Part No.
- 2.Material:
(blank):Nylon 66+20%GF,UL94V-0
GWT:Nylon 66,UL94V-0,GWT 750 °C
- 3.Color:
(Blank):White
RD:Red
YL:Yellow
BL:Blue
- 4.Finish:
(blank):Tin over Nickel
G:Gold over Nickel



Ordering Information & Dimensions:

PART NO.	Dimensions		
	A	B	C
2P	2.50	7.46	5.96
3P	5.00	9.96	8.46
4P	7.50	12.46	10.96
5P	10.00	14.96	13.46
6P	12.50	17.46	15.96
7P	15.00	19.96	18.46
8P	17.50	22.46	20.96
9P	20.00	24.96	23.46
10P	22.50	27.46	25.96
11P	25.00	29.96	28.46
12P	27.50	32.46	30.96
13P	30.00	34.96	33.46
14P	32.50	37.46	35.96
15P	35.00	39.96	38.46

Unit: mm



HDGC2509 Series 2.50mm (.098") Pitch Wire to Board and Wire to Wire Connector

HDGC2509WV-XP

2.50mm pitch 180° Wafer

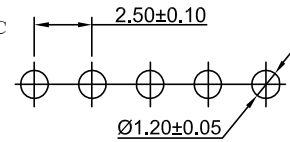
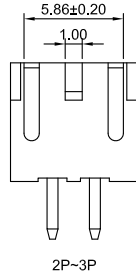
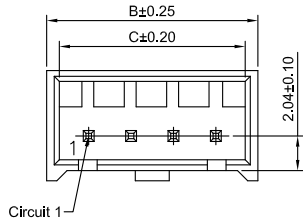
Reference Informations:

- *Material: Pin: Brass/Tin over Nickel
Insulator: Nylon 66+20%GF, UL94V-0
- *Mates with HDGC2509HA-XP series Housing
- *Color: White

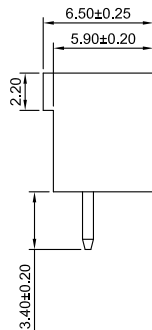
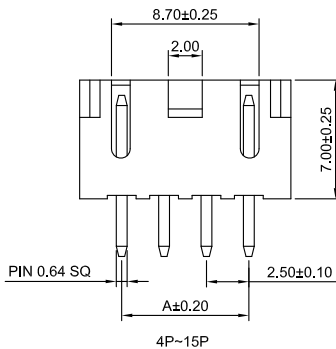
Ordering Information:

HDGC2509WV-XP - $\frac{***}{1} - \frac{**}{2} - \frac{**}{3} - \frac{**}{4}$

1. Part No.
2. Material:
(blank): Nylon 66+20%GF, UL94V-0
GWT: Nylon 66, UL94V-0, GWT 750 °C
3. Color:
(Blank): White
RD: Red
YL: Yellow
BL: Blue
4. Finish:
(blank): Tin over Nickel
G: Gold over Nickel



P.C.B LAYOUT



Ordering Information & Dimensions:

PART NO.	Dimensions		
	A	B	C
2P	2.50	7.46	5.96
3P	5.00	9.96	8.46
4P	7.50	12.46	10.96
5P	10.00	14.96	13.46
6P	12.50	17.46	15.96
7P	15.00	19.96	18.46
8P	17.50	22.46	20.96
9P	20.00	24.96	23.46
10P	22.50	27.46	25.96
11P	25.00	29.96	28.46
12P	27.50	32.46	30.96
13P	30.00	34.96	33.46
14P	32.50	37.46	35.96
15P	35.00	39.96	38.46

Unit: mm

HDGC2509WR-XP

2.50mm pitch 90° Wafer

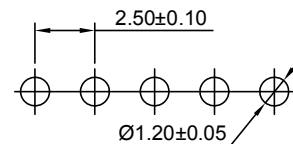
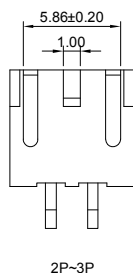
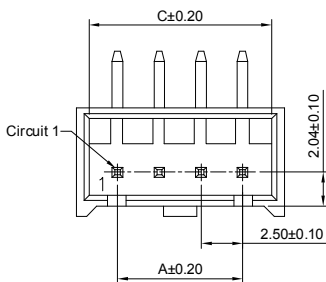
Reference Informations:

- *Material: Pin: Brass/Tin over Nickel
Insulator: Nylon 66+20%GF, UL94V-0
- *Mates with HDGC2509HA-XP series Housing
- *Color: White

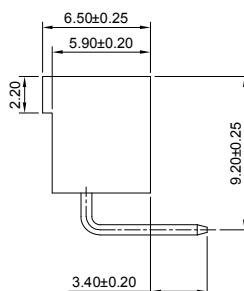
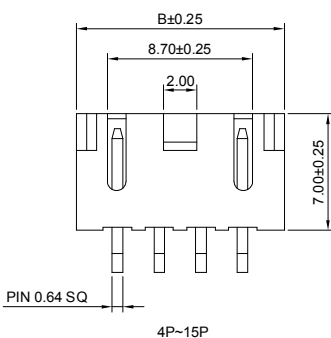
Ordering Information:

HDGC2509WR-XP - $\frac{***}{1} - \frac{**}{2} - \frac{**}{3} - \frac{**}{4}$

1. Part No.
2. Material:
(blank): Nylon 66+20%GF, UL94V-0
GWT: Nylon 66, UL94V-0, GWT 750 °C
3. Color:
(Blank): Natural
RD: Red
YL: Yellow
BL: Blue
4. Finish:
(blank): Tin over Nickel
G: Gold over Nickel



P.C.B LAYOUT



Ordering Information & Dimensions:

PART NO.	Dimensions		
	A	B	C
2P	2.50	7.46	5.96
3P	5.00	9.96	8.46
4P	7.50	12.46	10.96
5P	10.00	14.96	13.46
6P	12.50	17.46	15.96
7P	15.00	19.96	18.46
8P	17.50	22.46	20.96
9P	20.00	24.96	23.46
10P	22.50	27.46	25.96
11P	25.00	29.96	28.46
12P	27.50	32.46	30.96
13P	30.00	34.96	33.46
14P	32.50	37.46	35.96
15P	35.00	39.96	38.46

Unit: mm



HDGC2509 SERIES



HDGC2509 Series 2.50mm (.098") Pitch Wire to Board and Wire to Wire Connector

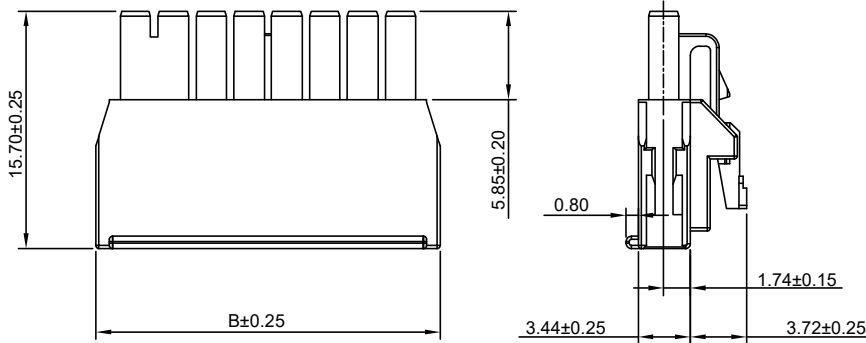
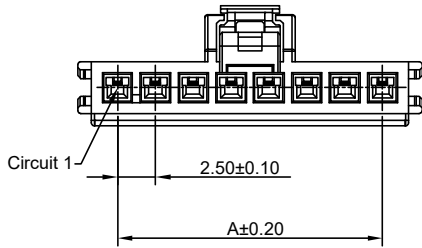
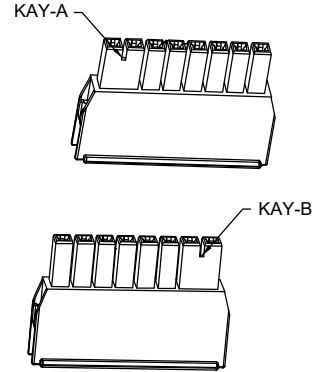
HDGC2509HFA-XP

2.50mm Pitch Housing

Reference Informations:

- *Material: Nylon 4T ,UL94V-0
- *Suitable HDGC2509-T-B, HDGC2509-T-B-L series Terminal
- *Mates with HDGC2509WVA-XP, WRA-F-XP series Wafer
- *Color: Black

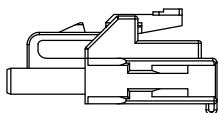
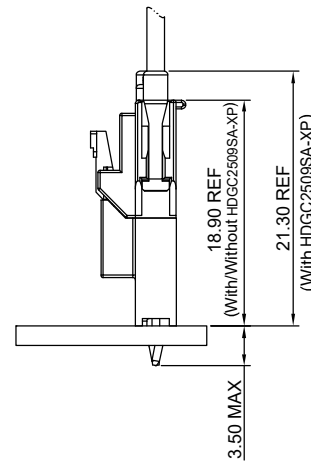
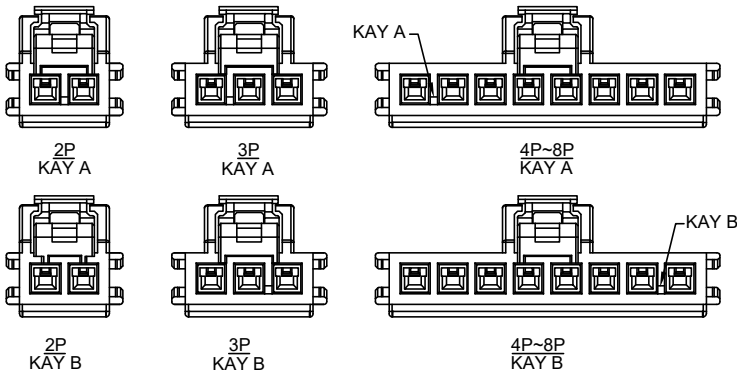
Ordering Information:
HDGC2509HFA-XP - ***
 1 2
 1. Part No.
 2. Color:
 (Blank): Black, KAY-A
 GWT: Natural, KAY-B



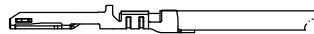
Ordering Information & Dimensions:

PART NO.	Dimensions	
	A	B
2P	2.50	7.70
3P	5.00	10.20
4P	7.50	12.70
5P	10.00	15.20
6P	12.50	17.70
7P	15.00	20.20
8P	17.50	22.70

Unit: mm



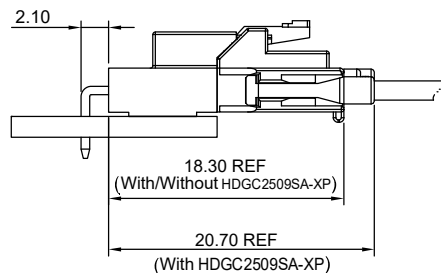
HDGC2509HFA-XP



HDGC2509-T-B/HDGC2509-T-B-L



HDGC2509SA-XP



Unit: mm



HDGC2509 SERIES



HDGC2509 Series 2.50mm (.098") Pitch Wire to Board and Wire to Wire Connector

HDGC2509HFA-2xXP

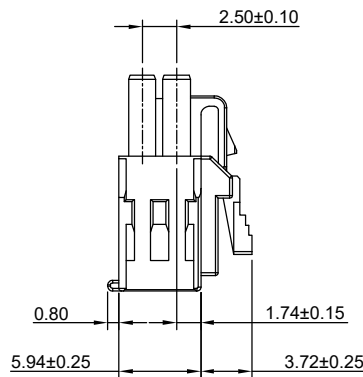
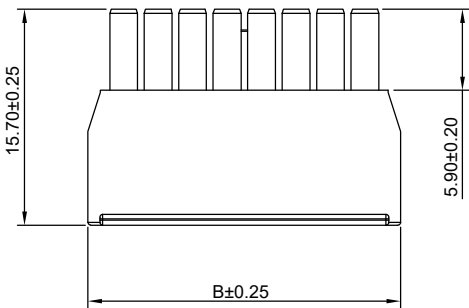
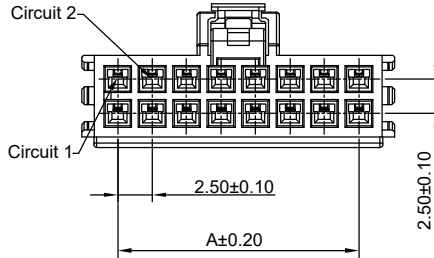
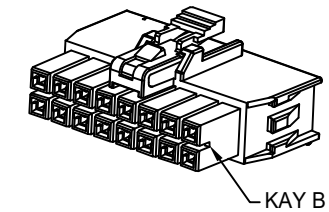
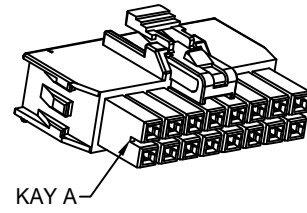
2.50mm Pitch Housing

Reference Informations:

- *Material: Nylon 4T ,UL94V-0
- *Suitable HDGC2509-T-B, HDGC2509-T-B-L series Terminal
- *Mates with HDGC2509WVA-2xXP, WRA-F-2xXP series Wafer
- *Color: Black

Ordering Information:
 HDGC2509HFA-2xXP - ^{***}/₂

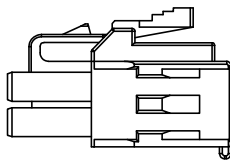
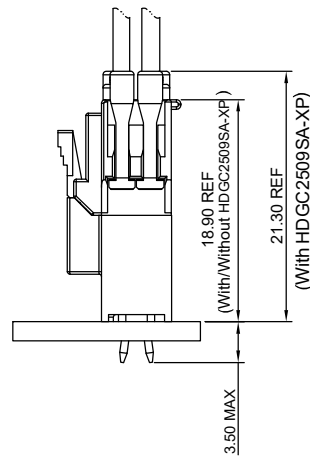
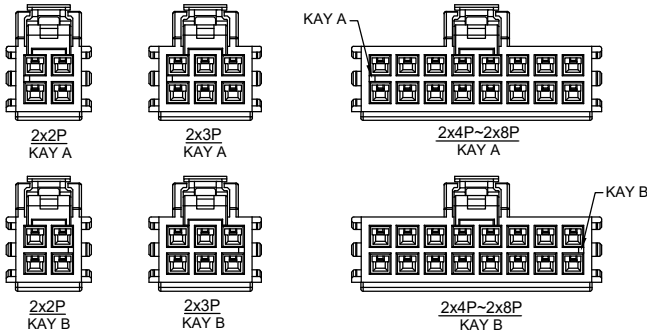
- 1.Part No.
- 2.Color:
 (Blank): Black, KAY-A
 GWT: Natural, KAY-B



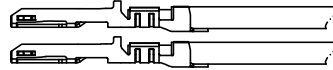
Ordering Information & Dimensions:

PART NO.	Dimensions	
	A	B
2x2P	2.50	7.70
2x3P	5.00	10.20
2x4P	7.50	12.70
2x5P	10.00	15.20
2x6P	12.50	17.70
2x7P	15.00	20.20
2x8P	17.50	22.70

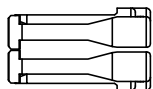
Unit: mm



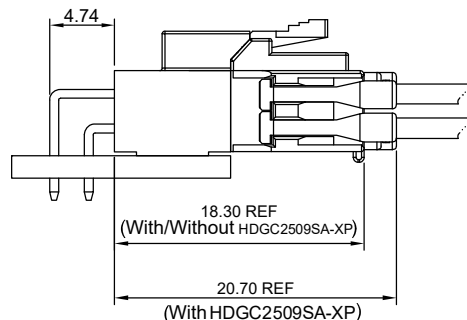
HDGC2509HFA-2xXP



HDGC2509-T-B/HDGC2509-T-B-L



HDGC2509SA-XP



Unit: mm



HDGC2509 Series 2.50mm (.098") Pitch Wire to Board and Wire to Wire Connector

HDGC2509WVA-XP

2.50mm Pitch 180° Wafer

Reference Informations:

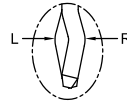
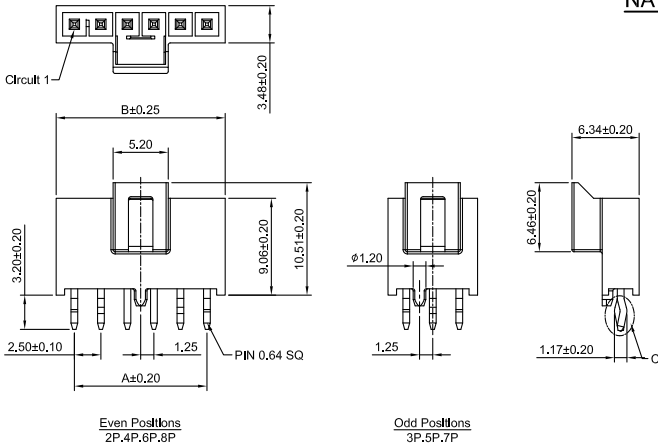
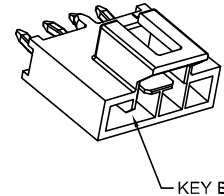
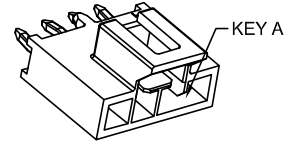
*Material: Pin: Brass/Tin over Nickel
Insulator: LCP, UL94V-0

*Mates with HDGC2509HFA-XP series Housing

*Color: Black

Ordering Information:
HDGC2509WVA-XP-***

1. Part No. $\frac{1}{2}$
2. Color.
(Blank): Black, KAY A
NAT: Natural, KAY B

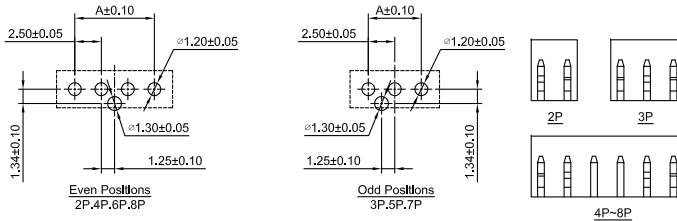


Detail: C
Scale: 2:1

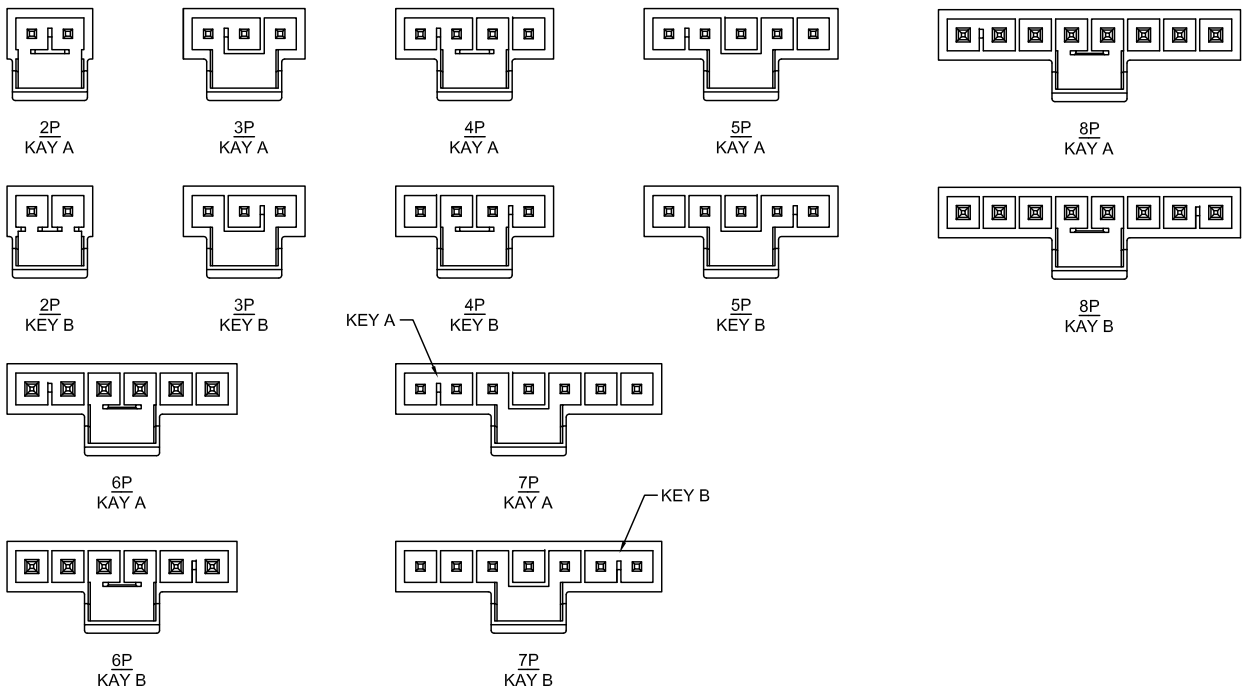
Ordering Information & Dimensions

Circuits	Dimensions(mm)			
	A	B	R	L
2P	2.50	5.94	P1	P2
3P	5.00	8.44	P1.P3	P2
4P	7.50	10.94	P1.P4	P2.P3
5P	10.00	13.44	P1.P5	P2.P4
6P	12.50	15.94	P1.P6	P2.P5
7P	15.00	18.44	P1.P7	P2.P6
8P	17.50	20.94	P1.P8	P2.P7

Unit: mm



P.C.B LAYOUT





HDGC2509 SERIES



HDGC2509 Series 2.50mm (.098") Pitch Wire to Board and Wire to Wire Connector

HDGC2509WVA-2xXP

2.50mm Pitch 180° Wafer

Reference Informations:

*Material: Pin: Brass/Tin over Nickel
Insulator: LCP, UL94V-0

*Mates with HDGC2509HFA-2xXP series Housing

*Color: Black

Ordering Information:

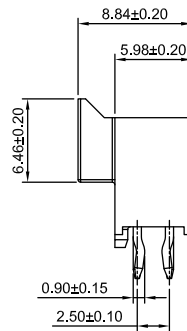
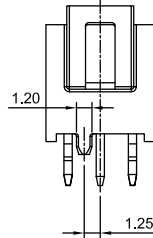
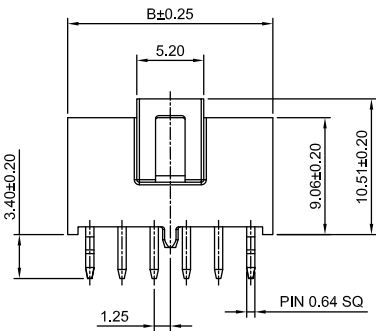
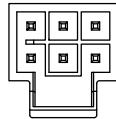
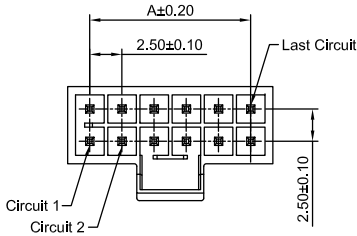
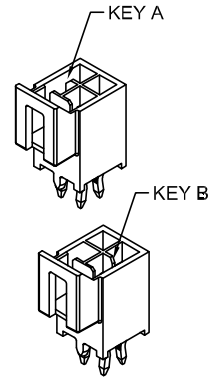
HDGC2509WVA-2xXP - ***
1 2

1. Part No.

2. Color.

(Blank): Black, KAY A

NAT: Natural, KAY B



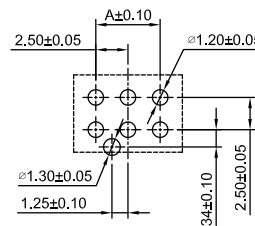
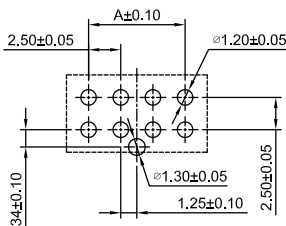
Even Positions
2x2P, 2x4P, 2x6P, 2x8P

Odd Positions
2x3P, 2x5P, 2x7P

Ordering Information & Dimensions:

PART NO.	Dimensions	
	A	B
2x2P	2.50	5.94
2x3P	5.00	8.44
2x4P	7.50	10.94
2x5P	10.00	13.44
2x6P	12.50	15.94
2x7P	15.00	18.44
2x8P	17.50	20.94

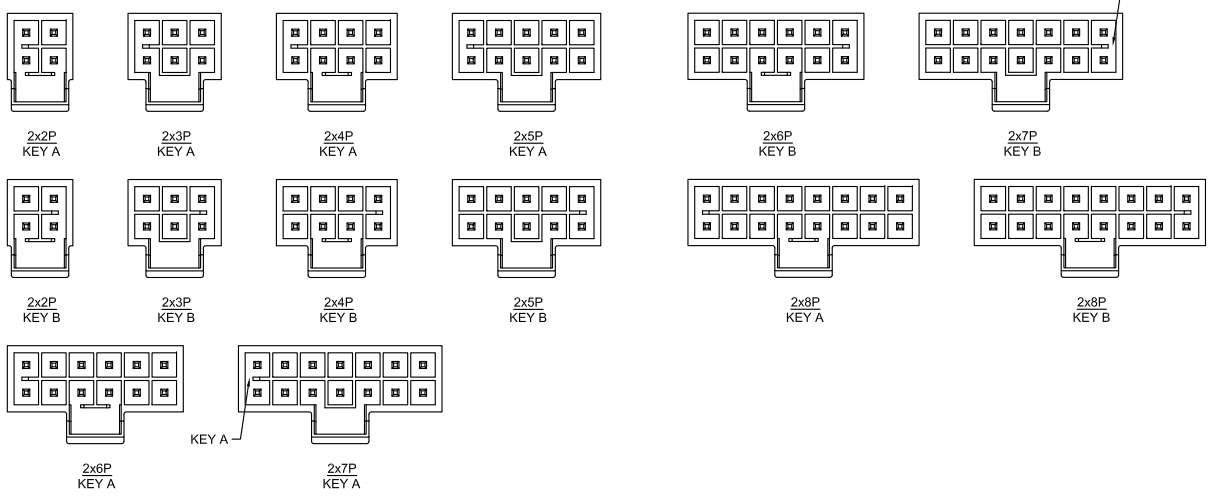
Unit: mm



Even Positions
2x2P, 2x4P, 2x6P, 2x8P

Odd Positions
2x3P, 2x5P, 2x7P

P.C.B LAYOUT





HDGC2509 Series 2.50mm (.098") Pitch Wire to Board and Wire to Wire Connector

HDGC2509WRA-F-2xXP

2.50mm Pitch 90° Wafer

Reference Informations:

*Material: Pin: Brass/Tin over Nickel
Insulator: LCP, UL94V-0

*Mates with HDGC2509HFA-2xXP series Housing

*Color: Black

Ordering Information:

HDGC2509WRA-F-2xXP - ***
1 2

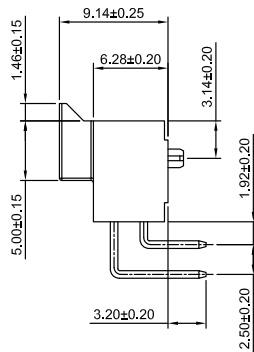
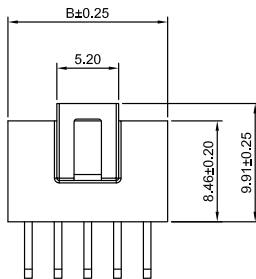
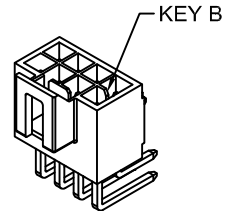
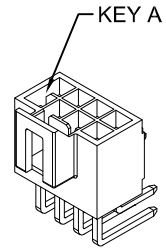
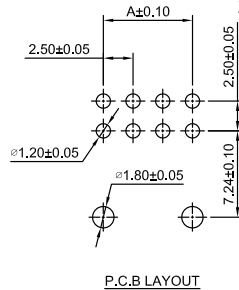
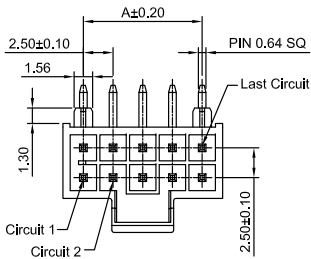
1. Part No.

2. Color.

(Blank): Black, KAY A

NAT: Natural, KAY B

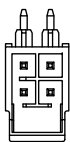
A+0 10



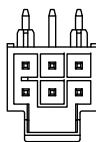
Ordering Information & Dimensions:

PART NO.	Dimensions	
	A	B
2x2P	2.50	5.94
2x3P	5.00	8.44
2x4P	7.50	10.94
2x5P	10.00	13.44
2x6P	12.50	15.94
2x7P	15.00	18.44
2x8P	17.50	20.94

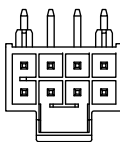
Unit: mm



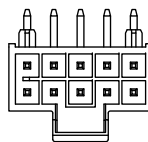
2x2P
KEY A



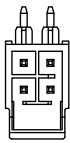
2x3P
KEY A



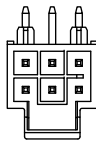
2x4P
KEY A



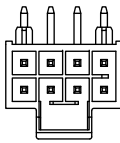
2x5P
KEY A



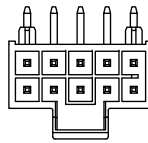
2x2P
KEY B



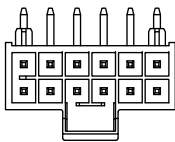
2x3P
KEY B



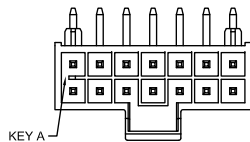
2x4P
KEY B



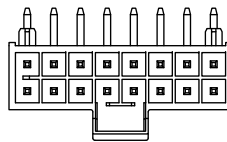
2x5P
KEY B



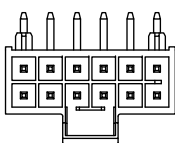
2x6P
KEY A



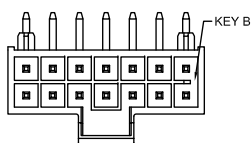
2x7P
KEY A



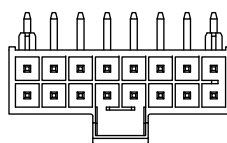
2x8P
KEY A



2x6P
KEY B



2x7P
KEY B



2x8P
KEY B



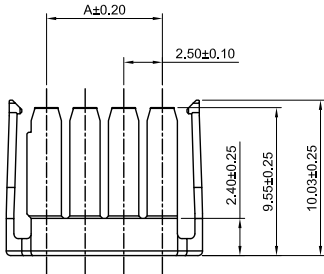
HDGC2509 Series 2.50mm (.098") Pitch Wire to Board and Wire to Wire Connector

HDGC2509SA-XP

2.50mm pitch Seal

Reference Informations:

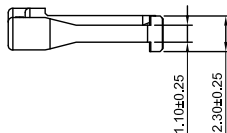
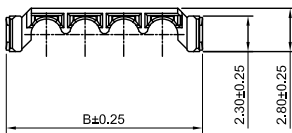
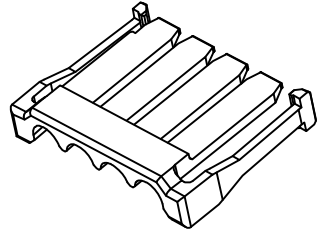
- *Material: Nylon 4T ,UL94V-0
- *Mates with HDGC2509HFA-XP,HDGC2509HFA-2xXP series Housing
- *Color:Black



Ordering Information:

HDGC2509SA-XP - ***
 $\frac{1}{2}$

- 1.Part No.
- 2.Color:
 (Blank):Black
 NAT:Natural



Ordering Information & Dimensions:

PART NO.	Dimensions	
	A	B
2P	2.50	7.70
3P	5.00	10.20
4P	7.50	12.70
5P	10.00	15.20
6P	12.50	17.70
7P	15.00	20.20
8P	17.50	22.70

Unit: mm